



Product Information

Filters for Compressed Air

Tel: **+44(0)1622 718927**

Email: **info@headlinefilters.com**

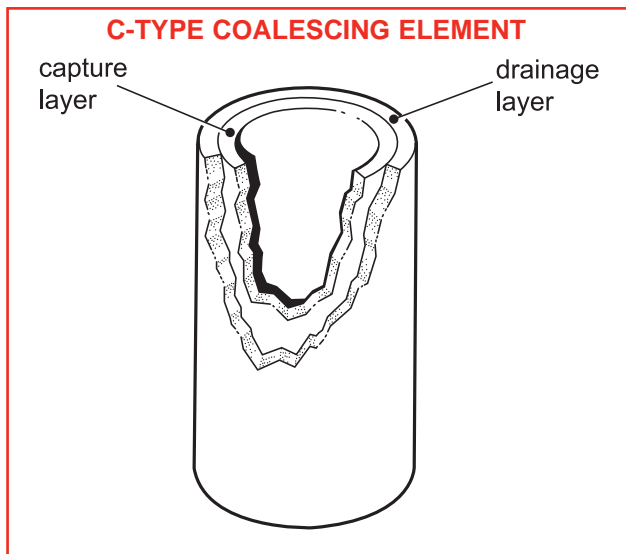
Fax: **+44(0)1622 882448**

Website: **www.headlinefilters.com**

COALESCING FILTRATION – HOW IT WORKS

Compressed air, even from a new installation, is a heavily contaminated product. Dirt is ingested through the compressor inlet, oil is carried over from the piston, and water condenses out at the higher air pressure. The demand for more sophisticated and more reliable pneumatic systems can only be met by ultra-clean compressed air.

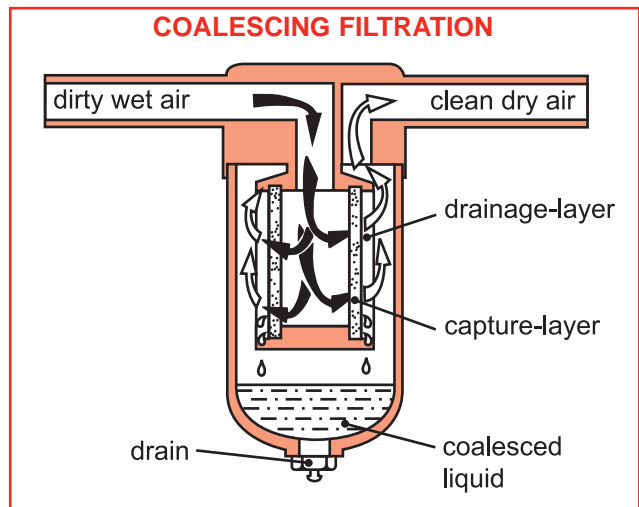
Ultra-clean compressed air is most conveniently produced in the production plant by the installation of a well-designed Coalescing Filtration System. This system will remove essentially all solid and liquid contamination, with minimum maintenance and low operating costs. Headline Coalescing Filters remove up to 99.99% of solid and liquid particulate down to 0.1 micron, producing truly clean compressed air.



Extensive housing range

At the heart of the Headline Coalescing Filter is the completely disposable C-type coalescing element. Made entirely from borosilicate glass microfibre and fluorocarbon binder, it is compatible with all compressor lubricants and will operate at temperatures up to 150°C.

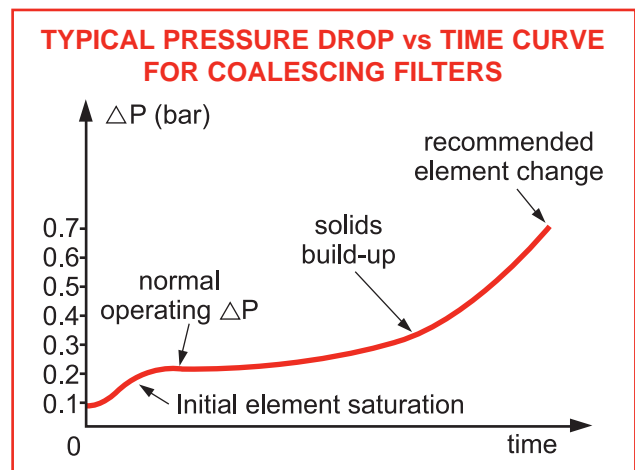
The C-type element has a two layer structure, an inner particulate capture-layer and an outer drainage-layer. Liquid droplets remain mobile once captured and travel through the fine-pored capture-layer, along the intersecting microfibres, growing in size as they progress. These coalesced droplets are



transferred to the larger-pored drainage layer, from where they drain by gravity into the filter bowl. Liquid collected in the filter bowl can be removed by a manual or fully automatic drain.

Headline C-type elements are completely self-supporting and are sealed into the filter housing simply by tightening a retaining nut. No end caps, gasketing materials or support cores are required. At element change only the filter material itself is discarded, and this complete disposability keeps replacement element costs down.

Headline Coalescing Filters are designed to have an initial dry pressure drop of less than 0.15 bar. Thereafter the pressure drop will increase very slowly as solid particles are captured and retained in the capture-layer of the element. Headline recommends changing the filter element when the pressure drop reaches 0.7 bar. The optional differential pressure indicator will give a visual warning of the need to change the filter element.



HEADLINE BENEFITS

- COMPLETE REMOVAL OF OIL, WATER AND SOLIDS
- HIGH FLOW RATES, LOW PRESSURE DROPS
- LOW COST, COMPLETELY DISPOSABLE MICROFIBRE FILTER ELEMENTS
- COMPATIBLE WITH ALL COMPRESSOR LUBRICANTS
- WIDE VARIETY OF HOUSING SIZES & OPTIONS AVAILABLE
- CHOICE OF MANUAL OR FULLY AUTOMATIC DRAINS

HOW TO SELECT THE CORRECT GRADE OF FILTER ELEMENT

GRADE 70C – COALESCER

has an efficiency rating of **95% against 0.1 micron** particles and aerosols and should be specified for all general purpose applications requiring clean compressed air e.g. protection of valves, cylinders, air tools, air motors and pumps etc.

GRADE 50C – COALESCER

has an efficiency rating of **99.99% against 0.1 micron** particles and aerosols and should be specified for the most demanding applications requiring the highest quality of air cleanliness e.g. air bearings, spray coating, instrumentation, laser systems, food contact etc. For best performance a grade 70C coalescer should be used as a prefilter to the grade 50C.

GRADE CC – VAPOUR ADSORPTION

Coalescing filters can only remove the oil and water present in compressed air lines as liquid aerosols. They cannot remove the small fraction of oil present as a true vapour or water vapour. Headline manufacture a range of vapour adsorption filter cartridges which will remove such gaseous contamination when used in conjunction with coalescing filters. These grade CC cartridges fit the complete range of Headline Compressed Air Housings and are described in detail on page 14. Please remember grade CC Vapour Adsorption Cartridges must always be protected by a grade 50C coalescing prefilter.

HOW TO ORDER

FILTER HOUSINGS – Please specify model no., port size and element grade required e.g. 360A-50C-1/4". Each housing comes complete with filter element fitted ready for installation.

ACCESSORIES – For your convenience please order accessory items at the time of ordering the filter housing. Please check the exact order codes in the tables on pages 4 – 14.

REPLACEMENT – ELEMENTS – Coalescing elements are sold in packs of 3 or 10. Please refer to tables on pages 4 – 13 for the exact order codes. Please specify the grade required.

HOW TO SELECT THE CORRECT FILTER HOUSING

First select the correct grade of element using the guidelines above. Next estimate the maximum air flow and line pressure expected at the filter. Now turn to page 16 of this bulletin and select which housings have the necessary flow capacity for the grade of element chosen. Then refer to the specification tables on pages 4 – 11 to select the housing which has the necessary pressure and temperature capability, and the required drain option.

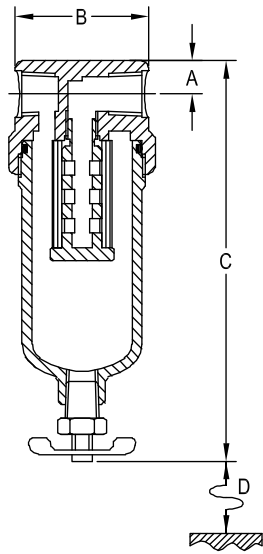
LARGER HOUSINGS

Details of larger Headline Filters are available on request.

INSTALLATION GUIDE

- Never install a filter with ports smaller than the existing air line size.
- Always install the filter as close as possible to the equipment being protected.
- Never exceed the maximum rated flow of the filter, or its efficiency will be jeopardized.
- Never install polycarbonate bowls where synthetic lubricants or solvents may contact them.
- Always use a grade 70C prefilter before a grade 50C final filter.
- Always protect grade CC vapour adsorption cartridges with a grade 50C coalescer.

High Efficiency Coalescing Filters



Principal Specifications

Housing Model	310	315	310A	315A
Port Size - NPT	1/8"	1/4"	1/8"	1/4"
Drain Type	Manual	Manual	Manual	Manual
Maximum Pressure - Bar	10	10	16	16
Maximum Temperature - °C	50	50	120	120
Materials of Construction (2)				
Head	Al	Al	Al	Al
Bowl	Pc	Pc	Al	Al
Internals	Nylon	Nylon	Nylon	Nylon
Gaskets	Nitrile	Nitrile	Nitrile	Nitrile
Principal Dimensions				
A - mm	10	10	10	10
B - mm	40	40	40	40
C - mm	106	106	118	118
D - mm	38	38	38	38
Volume - cc	35	35	45	45
Weight - kg	0.11	0.11	0.16	0.16
Accessories				
Standard Gasket Set	GN315	GN315	GN315	GN315
Viton Gasket Set	GV315	GV315	GV315	GV315
Mounting Bracket	MB315	MB315	MB315	MB315
Bowl Guard	BG315	BG315	N/A	N/A
Filter Element Codes (1)				
Disposable Element	12-32-xx	12-32-xx	12-32-xx	12-32-xx

Notes (1) Replace 'xx' with grade required, 50C, 70C or CC. CC cartridges are not used in housings with automatic drains.
 (2) Material abbreviations: Al=Anodised aluminium, Pc=Polycarbonate, SS=Stainless Steel.

High Efficiency Coalescing Filters



Principal Specifications

Housing Model	360	360F	360I	360FI	360A	360AF	360AI	360AFI
Port Size - NPT	1/4"	1/4"	1/4"	1/4"	1/4"	1/4"	1/4"	1/4"
Drain Type (3)	Manual	Automatic	Manual	Automatic	Manual	Automatic	Manual	Automatic
Maximum Pressure - Bar	10	10	10	10	16	16	16	16
Maximum Temperature - °C	50	50	50	50	120	120	120	120
Materials of Construction (2)								
Head	Al	Al	Al	Al	Al	Al	Al	Al
Internals	Nylon	Nylon	Nylon	Nylon	Nylon	Nylon	Nylon	Nylon
Bowl	Pc	Pc	Pc	Pc	Al	Al	Al	Al
Gaskets	Nitrile	Nitrile	Nitrile	Nitrile	Nitrile	Nitrile	Nitrile	Nitrile
Principal Dimensions								
A - mm	15.5	15.5	15.5	15.5	15.5	15.5	15.5	15.5
B - mm	62	62	62	62	62	62	62	62
C - mm	162	175	202	215	164	175	204	215
D - mm	72	72	72	72	72	72	72	72
Volume - cc	150	130	150	130	165	145	165	145
Weight - kg	0.385	0.385	0.385	0.385	0.50	0.50	0.50	0.50
Accessories								
Standard Gasket Set	GN360	GN360	GN360	GN360	GN360	GN360	GN360	GN360
Viton Gasket Set	GV360	GV360	GV360	GV360	GV360	GV360	GV360	GV360
Mounting Bracket	MB360	MB360	MB360I	MB360I	MB360	MB360	MB360I	MB360I
Bowl Guard	BG360	-	BG360	-	-	-	-	-
Filter Element Codes (1)								
Disposable Element	25-64-xx	25-64-xx	25-64-xx	25-64-xx	25-64-xx	25-64-xx	25-64-xx	25-64-xx

Notes (1) Replace 'xx' with grade required, 50C, 70C or CC. CC cartridges are not used in housings with automatic drains.
 (2) Material abbreviations: Al=Anodised aluminium, Pc=Polycarbonate, SS=Stainless Steel.
 (3) Auto float drains require minimum 1 bar pressure to function correctly.

High Efficiency Coalescing Filters

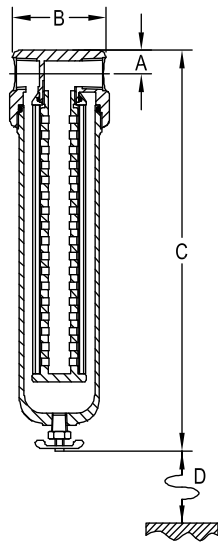


Principal Specifications

Housing Model	365	365F	365I	365FI	365A	365AF	365AI	365AFI
Port Size - NPT	1/2"	1/2"	1/2"	1/2"	1/2"	1/2"	1/2"	1/2"
Drain Type (3)	Manual	Automatic	Manual	Automatic	Manual	Automatic	Manual	Automatic
Maximum Pressure - Bar	10	10	10	10	16	16	16	16
Maximum Temperature - °C	50	50	50	50	120	120	120	120
Materials of Construction (2)								
Head	Al	Al	Al	Al	Al	Al	Al	Al
Internals	Nylon	Nylon	Nylon	Nylon	Nylon	Nylon	Nylon	Nylon
Bowl	Pc	Pc	Pc	Pc	Al	Al	Al	Al
Gaskets	Nitrile	Nitrile	Nitrile	Nitrile	Nitrile	Nitrile	Nitrile	Nitrile
Principal Dimensions								
A - mm	15.5	15.5	15.5	15.5	15.5	15.5	15.5	15.5
B - mm	62	62	62	62	62	62	62	62
C - mm	162	175	202	215	164	175	204	215
D - mm	72	72	72	72	72	72	72	72
Volume - cc	150	130	150	130	165	145	165	145
Weight - kg	0.385	0.385	0.385	0.385	0.50	0.50	0.50	0.50
Accessories								
Standard Gasket Set	GN360	GN360	GN360	GN360	GN360	GN360	GN360	GN360
Viton Gasket Set	GV360	GV360	GV360	GV360	GV360	GV360	GV360	GV360
Mounting Bracket	MB360	MB360	MB360I	MB360I	MB360	MB360	MB360I	MB360I
Bowl Guard	BG360	-	BG360	-	-	-	-	-
Filter Element Codes (1)								
Disposable Element	25-64-xx	25-64-xx	25-64-xx	25-64-xx	25-64-xx	25-64-xx	25-64-xx	25-64-xx

Notes (1) Replace 'xx' with grade required, 50C, 70C or CC. CC cartridges are not used in housings with automatic drains.
 (2) Material abbreviations: Al=Anodised aluminium, Pc=Polycarbonate, SS=Stainless Steel.
 (3) Auto float drains require minimum 1 bar pressure to function correctly.

High Efficiency Coalescing Filters



370



370F



370FI



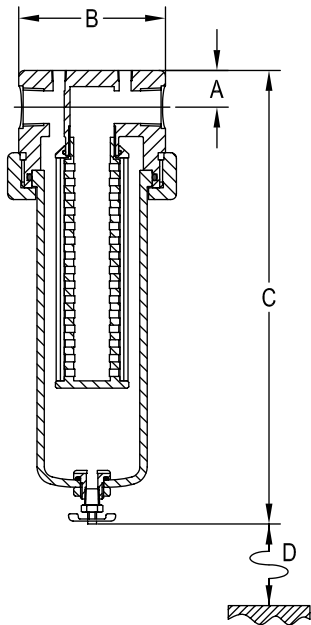
370AFI

Principal Specifications

Housing Model	370	370F	370I	370FI	370A	370AF	370AI	370AFI
Port Size - NPT	1/2"	1/2"	1/2"	1/2"	1/2"	1/2"	1/2"	1/2"
Drain Type (3)	Manual	Automatic	Manual	Automatic	Manual	Automatic	Manual	Automatic
Maximum Pressure - Bar	10	10	10	10	16	16	16	16
Maximum Temperature - °C	50	50	50	50	120	120	120	120
Materials of Construction (2)								
Head	Al	Al	Al	Al	Al	Al	Al	Al
Internals	Nylon	Nylon	Nylon	Nylon	Nylon	Nylon	Nylon	Nylon
Bowl	Pc	Pc	Pc	Pc	Al	Al	Al	Al
Gaskets	Nitrile	Nitrile	Nitrile	Nitrile	Nitrile	Nitrile	Nitrile	Nitrile
Principal Dimensions								
A - mm	15.5	15.5	15.5	15.5	15.5	15.5	15.5	15.5
B - mm	62	62	62	62	62	62	62	62
C - mm	265	265	305	305	265	265	305	305
D - mm	190	140	190	140	190	140	190	140
Volume - cc	300	280	300	280	315	295	315	295
Weight - kg	0.465	0.465	0.465	0.465	0.64	0.64	0.64	0.64
Accessories								
Standard Gasket Set	GN360	GN360	GN360	GN360	GN360	GN360	GN360	GN360
Viton Gasket Set	GV360	GV360	GV360	GV360	GV360	GV360	GV360	GV360
Mounting Bracket	MB360	MB360	MB360I	MB360I	MB360	MB360	MB360I	MB360I
Bowl Guard	BG370	BG370	BG370	BG370	-	-	-	-
Filter Element Codes (1)								
Disposable Element	25-178-xx	25-127-xx	25-178-xx	25-127-xx	25-178-xx	25-127-xx	25-178-xx	25-127-xx

- Notes (1) Replace 'xx' with grade required, 50C, 70C or CC. CC cartridges are not used in housings with automatic drains.
 (2) Material abbreviations: Al=Anodised aluminium, Pc=Polycarbonate, SS=Stainless Steel.
 (3) Auto float drains require minimum 1 bar pressure to function correctly.

High Efficiency Coalescing Filters



380



380F



380A



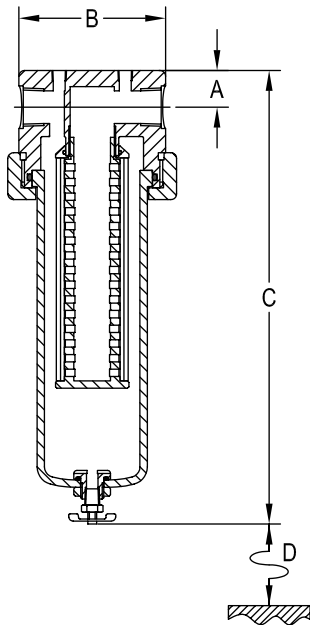
380AI

Principal Specifications

Housing Model	380	380F	380I	380FI	380A	380AF	380AI	380AFI
Port Size - NPT	3/4"	3/4"	3/4"	3/4"	3/4"	3/4"	3/4"	3/4"
Drain Type (3)	Manual	Automatic	Manual	Automatic	Manual	Automatic	Manual	Automatic
Maximum Pressure - Bar	10	10	10	10	16	16	16	16
Maximum Temperature - °C	50	50	50	50	120	120	120	120
Materials of Construction (2)								
Head	Al	Al	Al	Al	Al	Al	Al	Al
Internals	Nylon	Nylon	Nylon	Nylon	Nylon	Nylon	Nylon	Nylon
Bowl	Pc	Pc	Pc	Pc	Al	Al	Al	Al
Gaskets	Nitrile	Nitrile	Nitrile	Nitrile	Nitrile	Nitrile	Nitrile	Nitrile
Principal Dimensions								
A - mm	25	25	25	25	25	25	25	25
B - mm	100	100	100	100	100	100	100	100
C - mm	305	305	382	382	305	305	382	382
D - mm	152	152	152	152	152	152	152	152
Volume - cc	675	655	675	655	675	655	675	655
Weight - kg	1.60	1.60	1.74	1.74	2.08	2.08	2.22	2.22
Accessories								
Standard Gasket Set	GN380	GN380	GN380	GN380	GN380	GN380	GN380	GN380
Viton Gasket Set	GV380	GV380	GV380	GV380	GV380	GV380	GV380	GV380
Mounting Bracket	MB380	MB380	MB380I	MB380I	MB380	MB380	MB380I	MB380I
Filter Element Codes (1)								
Disposable Element	38-152-xx	38-152-xx	38-152-xx	38-152-xx	38-152-xx	38-152-xx	38-152-xx	38-152-xx

- Notes (1) Replace 'xx' with grade required, 50C, 70C or CC. CC cartridges are not used in housings with automatic drains.
 (2) Material abbreviations: Al=Anodised aluminium, Pc=Polycarbonate, SS=Stainless Steel.
 (3) Auto float drains require minimum 1 bar pressure to function correctly.

High Efficiency Coalescing Filters



Principal Specifications

Housing Model	383	383F	383I	383FI	383A	383AF	383AI	383AFI
Port Size - NPT	1"	1"	1"	1"	1"	1"	1"	1"
Drain Type (3)	Manual	Automatic	Manual	Automatic	Manual	Automatic	Manual	Automatic
Maximum Pressure - Bar	10	10	10	10	16	16	16	16
Maximum Temperature - °C	50	50	50	50	120	120	120	120
Materials of Construction (2)								
Head	Al	Al	Al	Al	Al	Al	Al	Al
Internals	Nylon	Nylon	Nylon	Nylon	Nylon	Nylon	Nylon	Nylon
Bowl	Pc	Pc	Pc	Pc	Al	Al	Al	Al
Gaskets	Nitrile	Nitrile	Nitrile	Nitrile	Nitrile	Nitrile	Nitrile	Nitrile
Principal Dimensions								
A - mm	25	25	25	25	25	25	25	25
B - mm	100	100	100	100	100	100	100	100
C - mm	305	305	382	382	305	305	382	382
D - mm	152	152	152	152	152	152	152	152
Volume - cc	675	655	675	655	675	655	675	655
Weight - kg	1.60	1.60	1.74	1.74	2.08	2.08	2.22	2.22
Accessories								
Standard Gasket Set	GN380	GN380	GN380	GN380	GN380	GN380	GN380	GN380
Viton Gasket Set	GV380	GV380	GV380	GV380	GV380	GV380	GV380	GV380
Mounting Bracket	MB380	MB380	MB380I	MB380I	MB380	MB380	MB380I	MB380I
Filter Element Codes (1)								
Disposable Element	38-152-xx	38-152-xx	38-152-xx	38-152-xx	38-152-xx	38-152-xx	38-152-xx	38-152-xx

- Notes (1) Replace 'xx' with grade required, 50C, 70C or CC. CC cartridges are not used in housings with automatic drains.
 (2) Material abbreviations: Al=Anodised aluminium, Pc=Polycarbonate, SS=Stainless Steel.
 (3) Auto float drains require minimum 1 bar pressure to function correctly.

High Efficiency Coalescing Filters

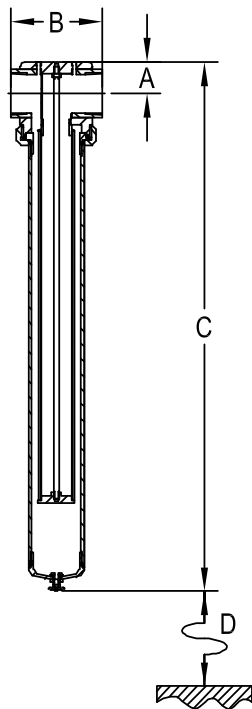


Principal Specifications

Housing Model	385A	385AF	385AI	385AFI	390A	390AF	390AI	390AFI
Port Size - NPT	1 1/2"	1 1/2"	1 1/2"	1 1/2"	2"	2"	2"	2"
Drain Type (3)	Manual	Automatic	Manual	Automatic	Manual	Automatic	Manual	Automatic
Maximum Pressure - Bar	16	16	16	16	16	16	16	16
Maximum Temperature - °C	120	120	120	120	120	120	120	120
Materials of Construction (2)								
Head	Al	Al	Al	Al	Al	Al	Al	Al
Internals	SS/Al	SS/Al	SS/Al	SS/Al	SS/Al	SS/Al	SS/Al	SS/Al
Bowl	Al	Al	Al	Al	Al	Al	Al	Al
Gaskets	Nitrile	Nitrile	Nitrile	Nitrile	Nitrile	Nitrile	Nitrile	Nitrile
Principal Dimensions								
A - mm	47	47	47	47	47	47	47	47
B - mm	140	140	140	140	140	140	140	140
C - mm	415	415	492	492	655	655	732	732
D - mm	234	234	234	234	480	480	480	480
Volume - cc	2100	2080	2100	2080	3500	3480	3500	3480
Weight - kg	5.3	5.3	5.3	5.3	6.7	6.7	6.7	6.7
Accessories								
Standard Gasket Set	GN385	GN385	GN385	GN385	GN385	GN385	GN385	GN385
Viton Gasket Set	GV385	GV385	GV385	GV385	GV385	GV385	GV385	GV385
Mounting Bracket	MB385	MB385	MB385	MB385	MB385	MB385	MB385	MB385
Filter Element Codes (1)								
Disposable Element	51-230-xx	51-230-xx	51-230-xx	51-230-xx	51-476-xx	51-476-xx	51-476-xx	51-476-xx

- Notes (1) Replace 'xx' with grade required, 50C, 70C or CC. CC cartridges are not used in housings with automatic drains.
 (2) Material abbreviations: Al=Anodised aluminium, Pc=Polycarbonate, SS=Stainless Steel.
 (3) Auto float drains require minimum 1 bar pressure to function correctly.

High Efficiency Coalescing Filters

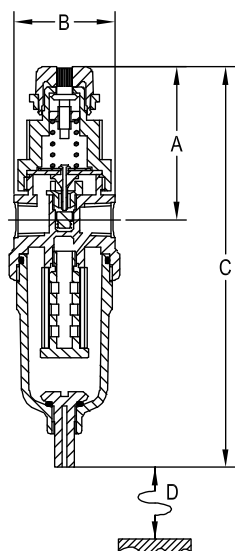


Principal Specifications

Housing Model	395A	395AF	395AI	395AFI
Port Size - NPT	3"	3"	3"	3"
Drain Type (3)	Manual	Automatic	Manual	Automatic
Maximum Pressure - Bar	16	16	16	16
Maximum Temperature - °C	120	120	120	120
Materials of Construction (2)				
Head	Al	Al	Al	Al
Bowl	Al	Al	Al	Al
Internals	Al/SS	Al/SS	Al/SS	Al/SS
Gaskets	Nitrile	Nitrile	Nitrile	Nitrile
Principal Dimensions				
A - mm	65	65	65	65
B - mm	190	190	190	190
C - mm	1075	1151	1075	1151
D - mm	770	770	770	770
Volume - cc	7055	7035	7055	7035
Weight - kg	10.9	10.9	10.9	10.9
Accessories				
Standard Gasket Set	GN395	GN395	GN395	GN395
Viton Gasket Set	GV395	GV395	GV395	GV395
Mounting Bracket	MB395	MB395	MB395	MB395
Filter Element Codes (1)				
Disposable Element	63-762-xx	63-762-xx	63-762-xx	63-762-xx

- Notes (1) Replace 'xx' with grade required, 50C, 70C or CC. CC cartridges are not used in housings with automatic drains.
 (2) Material abbreviations: Al=Anodised aluminium, Pc=Polycarbonate, SS=Stainless Steel.
 (3) Auto float drains require minimum 1 bar pressure to function correctly.

Coalescing Filter Regulators



FR310



FR315A



FR360A

Principal Specifications

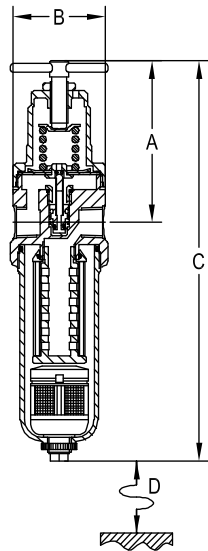
Housing Model (1)	FR310	FR315	FR310A	FR315A	FR360	FR360F	FR360A	FR360AF
Port Size - NPT	1/8"	1/4"	1/8"	1/4"	1/4"	1/4"	1/4"	1/4"
Gauge Port - NPT	1/8"	1/8"	1/8"	1/8"	1/4"	1/4"	1/4"	1/4"
Drain Type (4)	Manual	Manual	Manual	Manual	Manual	Automatic	Manual	Automatic
Maximum Inlet Pressure - Bar	10	10	16	16	10	10	16	16
Maximum Temperature - °C	50	50	100	100	50	50	100	100
Materials of Construction (3)								
Head	Al	Al	Al	Al	Al	Al	Al	Al
Internals	Nylon	Nylon	Nylon	Nylon	Nylon	Nylon	Nylon	Nylon
Bowl	Pc	Pc	Al	Al	Pc	Pc	Al	Al
Gaskets	Nitrile	Nitrile	Nitrile	Nitrile	Nitrile	Nitrile	Nitrile	Nitrile
Principal Dimensions								
A - mm	61	61	61	61	115	115	115	115
B - mm	40	40	40	40	68	68	68	68
C - mm	160	160	170	170	270	290	280	290
D - mm	38	38	38	38	72	72	72	72
Weight - kg	0.220	0.220	0.260	0.260	1.00	1.00	1.10	1.10
Accessories								
Gasket Set	GNFR315	GNFR315	GNFR315	GNFR315	GNFR360	GNFR360	GNFR360	GNFR360
Mounting Bracket	MBFR315	MBFR315	MBFR315	MBFR315	MBFR360	MBFR360	MBFR360	MBFR360
Filter Element Codes (2)								
Disposable Element	12-32-xx	12-32-xx	12-32-xx	12-32-xx	25-64-xx	25-64-xx	25-64-xx	25-64-xx

- Notes (1) Add regulated range suffix, 30, 60, 100, e.g. FR315-100-50C
 (2) Replace 'xx' with grade required, 50C, 70C or CC. CC cartridges are not used in housings with automatic drains.
 (3) Material abbreviations: Al=Anodised aluminium, Pc=Polycarbonate, SS=Stainless Steel.
 (4) Auto float drains require minimum 1 bar pressure to function correctly.

Regulated Range

- 0 - 2 Bar - Suffix 30
 0.5 - 4 Bar - Suffix 60
 0.7 - 7 Bar - Suffix 100

Coalescing Filter Regulators



FR365F



FR365A



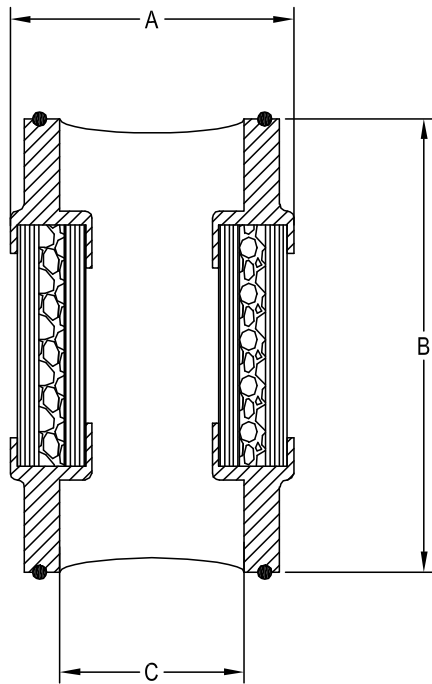
FR370A

Principal Specifications

Housing Model	FR365	FR365F	FR365A	FR365AF	FR370	FR370F	FR370A	FR370AF
Port Size - NPT	1/2"	1/2"	1/2"	1/2"	1/2"	1/2"	1/2"	1/2"
Gauge Port - NPT	1/4"	1/4"	1/4"	1/4"	1/4"	1/4"	1/4"	1/4"
Drain Type (3)	Manual	Automatic	Manual	Automatic	Manual	Automatic	Manual	Automatic
Maximum Inlet Pressure - Bar	10	10	16	16	10	10	16	16
Maximum Temperature - °C	50	50	100	100	50	50	100	100
Materials of Construction (2)								
Head	Al	Al	Al	Al	Al	Al	Al	Al
Internals	Nylon	Nylon	Nylon	Nylon	Nylon	Nylon	Nylon	Nylon
Bowl	Pc	Pc	Al	Al	Pc	Pc	Al	Al
Gaskets	Nitrile	Nitrile	Nitrile	Nitrile	Nitrile	Nitrile	Nitrile	Nitrile
Principal Dimensions								
A - mm	115	115	115	115	115	115	115	115
B - mm	68	68	68	68	68	68	68	68
C - mm	270	290	280	290	380	380	380	380
D - mm	72	72	72	72	184	140	184	140
Weight - kg	1.00	1.00	1.10	1.10	1.05	1.05	1.20	1.20
Accessories								
Gasket Set	GNFR360	GNFR360	GNFR360	GNFR360	GNFR360	GNFR360	GNFR360	GNFR360
Mounting Bracket	MBFR360	MBFR360	MBFR360	MBFR360	MBFR360	MBFR360	MBFR360	MBFR360
Filter Element Codes (1)								
Disposable Element	25-64-xx	25-64-xx	25-64-xx	25-64-xx	25-178-xx	25-127-xx	25-178-xx	25-127-xx

- Notes (1) Replace 'xx' with grade required, 50C, 70C or CC. CC cartridges are not used in housings with automatic drains.
 (2) Material abbreviations: Al=Anodised aluminium, Pc=Polycarbonate, SS=Stainless Steel.
 (3) Auto float drains require minimum 1 bar pressure to function correctly.

Vapour Adsorption Cartridges



12-32-xxTP



25-64.xx



25-178-xx

Headline vapour adsorption cartridges are designed to fit all standard size filter housings to provide vapour adsorption over the full range of line pressures.

Flow rates are the same as for grade 50 elements in the same size bodies. However, with adsorption more important considerations will be the volume of adsorbent and the contact time.

Principal Specifications

Cartridge Type (1)	12-32-CC (2)	12-57-CC (3)	25-64-CC (4)	25-178-CC (4)	51-230-CC	51-476-CC
Maximum Temperature - °C	50	50	50	50	50	50
Principal Dimensions						
A - mm	24	24	40	40	65.5	65.5
B - mm	32	57	64	178	230	476
C - mm	12.5	12.5	26	26	52	52
Volume - cc	6	9	20	90	175	415

- Notes
- (1) Replace 'xx' with grade required, CC, 4A, 13X, SG, MB, PP.
 - (2) Add suffix 'TP' for use with 700 series plastic and 300 series aluminium housings, e.g. 12-32-CCTP.
 - (3) Add suffix 'TS' for use with 110 and 120 series stainless steel housings, e.g. 12-57-SGTS.
 - (4) Add suffix 'TP' for use with 700 series plastic and 300 series aluminium housings, e.g. 25-64-MBTP, 25-178-CCTP.

ACCESSORIES

MOUNTING BRACKETS

Filter Mounting Brackets are available for most Headline Filters. The model no. for each housing is given in the tables on pages 4-13.



BOWL GUARDS

Available for most filters with polycarbonate plastic bowls to protect against impact damage. Headline recommends that, in the interest of safety, bowl guards always be installed.



DIFFERENTIAL PRESSURE INDICATORS

Differential Pressure Indicators can be installed on many Headline Filters to give positive visual indication of the need to change elements. Differential Pressure Indicators can also be built into the head on many models.



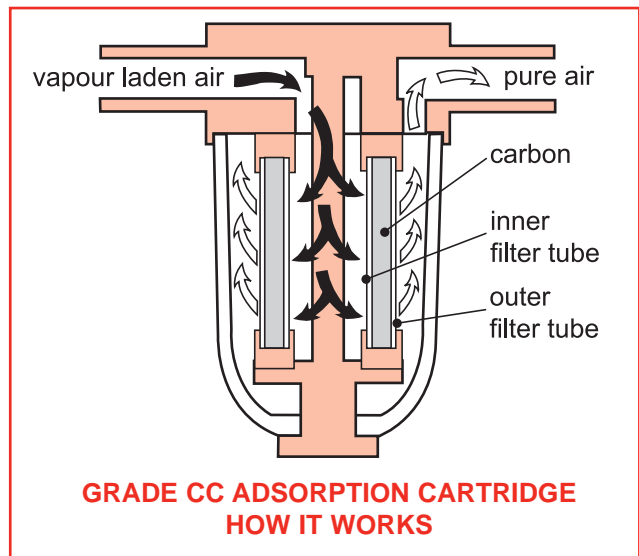
REMOVE LAST TRACES OF OIL VAPOUR AND ODOUR FROM COMPRESSED AIR

Headline grade CC vapour Adsorption Cartridges fit the standard range of compressed air housings and are designed to remove the last traces of oil vapour and odour from compressed air. The cartridge consists of a cylinder of activated carbon cloth sandwiched between two filter tubes providing the most effective known adsorption of organic vapours. Carbon cloth is up to 20 times more efficient in the removal of organic vapours than granulated carbon, giving Headline cartridges exceptional flow and life characteristics.



ADSORPTION CHARACTERISTICS

- EXCELLENT ADSORPTION - HYDROCARBONS C₄ & LARGER
 FREONS
 OIL VAPOUR
 ALCOHOLS
 ALDEHYDES & KETONES
 AROMATIC HYDROCARBONS
- LITTLE ADSORPTION - METHANE
 CARBON MONOXIDE
 CARBON DIOXIDE
 ACETYLENE
 AMMONIA
 AMINES
 HYDROCARBONS C₃ & LOWER



RECOMMENDED PREFILTER/ADSORBER COMBINATIONS

Line Size	Maximum flow rate at 7 bar	Prefilter Housing (use 50C element)	Adsorber Housing and cartridge code
1/4"	10 Nm ³ /hr	315, 315A	315, 315A + 12-32-CC
1/2"	29 Nm ³ /hr	360F, 360AF	360, 360A + 25-64-CC
1/2"	76 Nm ³ /hr	370F, 370AF	370A + 25-178-CC
3/4", 1"	154 Nm ³ /hr	380AF	380A + 38-152-CC
1 1/2"	241 Nm ³ /hr	385AF	385 + 51-230-CC
2"	482 Nm ³ /hr	390AF	390A + 51-476-CC
3"	1089 Nm ³ /hr	395AF	395A + 63-762-CC

AIR FLOW RATES in Nm³/hr at 0.15 bar Pressure Drop

HOUSING MODEL	LINE SIZE	ELEMENT GRADE	AIR LINE PRESSURE (bar)								
			1	2	3	4	5	6	7	10	16
315, 315A	1/8" or 1/4"	70C	15	21	28	37	44	50	58	79	122
		50C	4	6	9	11	13	15	17	24	37
		CC	2	4	5	6	7	8	10	13	21
360, 360I 360FI 360A, 360AF	1/4" or 1/2"	70C	31	48	62	77	94	109	125	172	266
		50C	12	19	24	29	37	42	48	66	103
		CC	7	11	14	18	21	25	29	39	62
370, 370I 370FI 370A, 370AF	1/2"	70C	73	107	144	180	218	252	288	395	611
		50C	29	43	58	72	87	101	115	158	244
		CC	19	29	38	48	57	67	76	106	163
380A, 380AF	3/4" or 1"	70C	191	286	380	478	574	672	764	1058	1628
		50C	50	71	96	120	144	168	193	264	407
		CC	40	57	76	96	115	134	154	212	327
385A, 385AF	1 1/2"	70C	383	571	760	957	1148	1344	1541	2115	3275
		50C	83	126	166	210	251	294	335	465	717
		CC	59	90	120	149	179	210	241	331	513
390A, 390AF	2"	70C	676	1012	1340	1674	2018	2352	2693	3694	5717
		50C	168	252	334	423	505	588	677	924	1434
		CC	119	181	240	300	357	420	482	663	1027
395A, 395AF	3"	70C	1350	2025	2700	3375	4050	4725	5400	7425	11475
		50C	390	585	780	975	1170	1365	1530	2145	3315
		CC	276	420	560	691	827	975	1089	1539	2374

- Notes
- (1) Airline pressures above 10 bar apply only to housings with aluminium bowls.
 - (2) Housings with polycarbonate bowls are limited to 10 bar.
 - (3) Auto float drains require minimum 1 bar pressure to function correctly.



Headline Filters Ltd
Headline House
Mill Hall Business Estate
Aylesford Kent ME20 7JZ
England

Tel: +44 (0)1622 718927 Fax: +44 (0)1622 882448
 Email: info@headlinefilters.com
 Website: www.headlinefilters.com

Distributed by:

BulletinHFL202